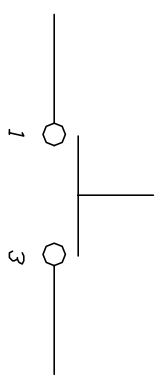
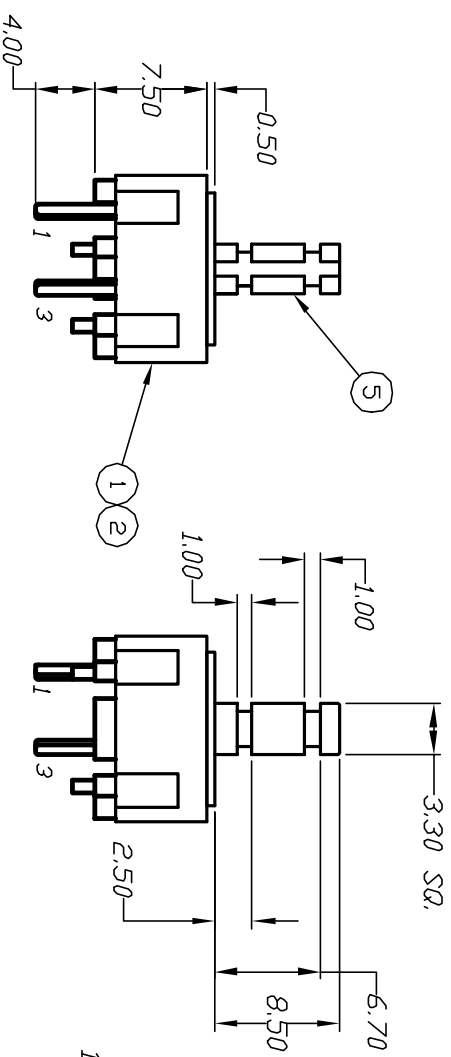
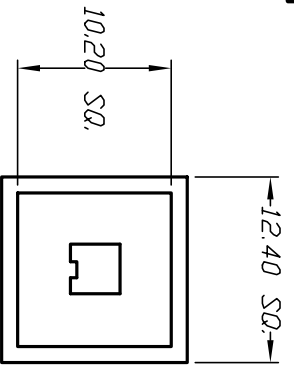
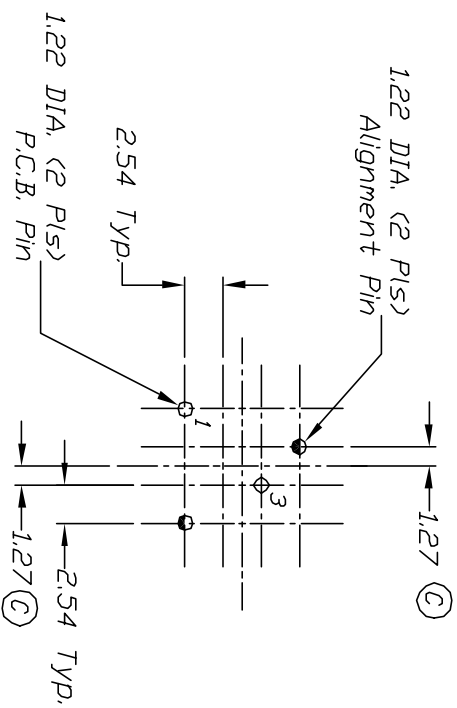
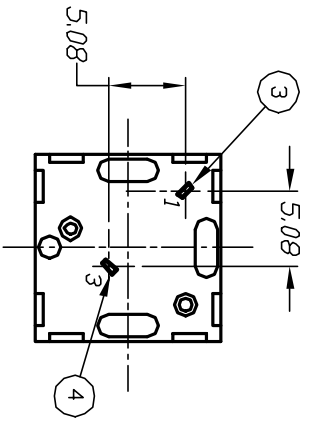


Item	Qty.	Dwg. No.	Part No.
1	1	B010002	320 E1-1 BODY W/D TER
2	1	B050001	320 E1-1 CONTACT (DDME)
3	1	B050003	FIXED CONTACT (AG) ST
4	1	B050005	FIXED CONTACT (AG) BE
5	1	B040303	320.03 CAP BLK



CIRCUIT: SPST
CONTACT CONFIGURATION



RECOMMEND P.C.B. LAYOUT

NOTES:

1. ALL DIMENSIONS IN MM
2. GENERAL TOLERANCE: 0.0=±0.4
0.00=±0.25
3. TERM. NOS. FOR REF. ONLY
4. RATING: 25mA, @50V DC
5. OPERATING FORCE: 120gf

REV.	ECN No.	DESCRIPTION	DATE	CHKD
C	12762	ADD CENTER DIM LINE	1/27/03	CB
B	11674	REVISED, REMOVED XB0769P	9/25/01	CJC

TITLE	SCALE	DATE	DR	DWG	REV
320.03 E1-1 BLK	2:1	9/25/01	CJC	XB0136P	C



THE INFORMATION CONTAINED IN THIS DOCUMENT IS PREPARED BY E-SWITCH AND IS NOT TO BE COPIED OR TRANSMITTED